

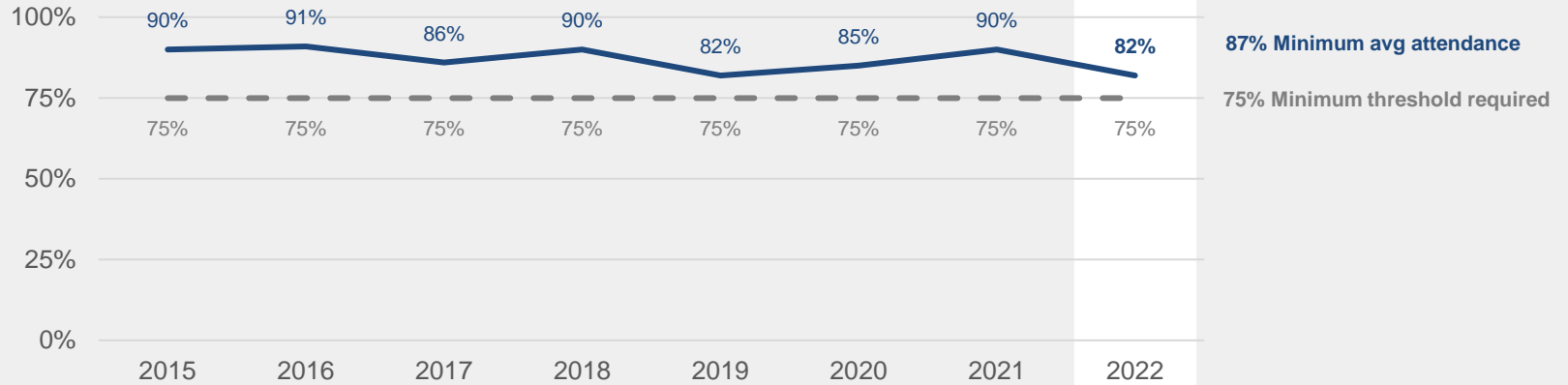


MINIMUM BOARD MEMBERS ATTENDANCE

Track record since 2015



2022 Board member attendance vs minimum threshold required



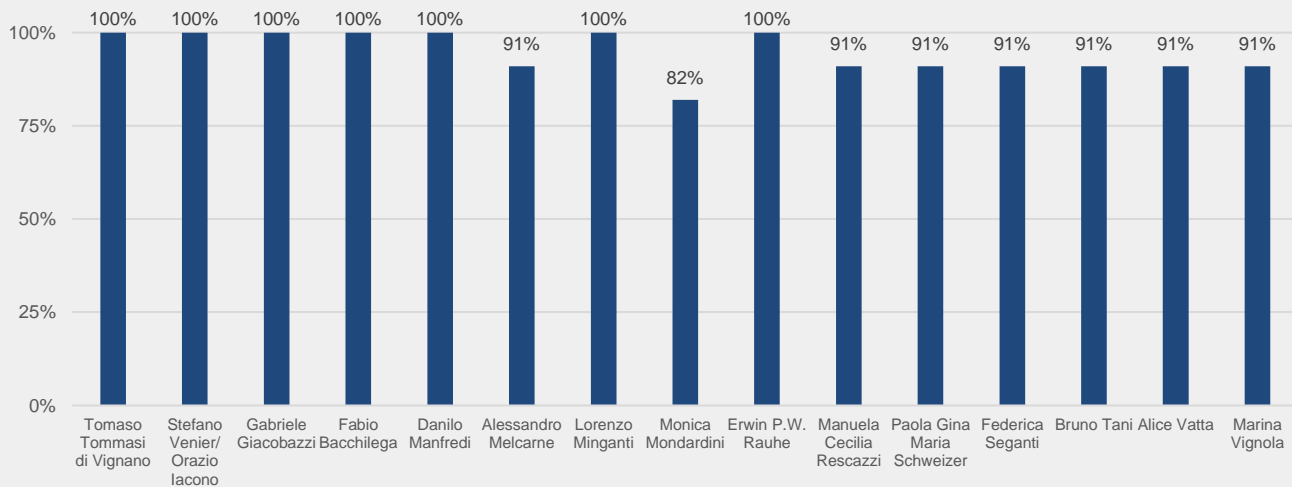
Board meeting attendance

87%

Avg. Minimum attendance

2022 Board members attendance vs minimum threshold required

2022 Board meeting: 11 meetings



Board meeting attendance

95%

Avg. attendance

All Board members respected the minimum threshold required

Nominativo	Partecipazioni a consigli	Totale consigli	Attendance
Tomaso Tommasi di Vignano	11	11	100% *
Orazio Iacono / Stefano Venier	11	11	100% *
Gabriele Giacobazzi	11	11	100%
Monica Mondardini	9	11	82%
Manuela Cecilia Rescazzi	10	11	91%
Fabio Battilega	11	11	100%
Lorenzo Minganti	11	11	100%
Alice Vatta	10	11	91%
Danilo Manfredi	11	11	100%
Alessandro Melcarne	10	11	91%
Erwin P.W. Rauhe	11	11	100%
Bruno Tani	10	11	91%
Federica Seganti	10	11	91%
Marina Vignola	10	11	91%
Paola Gina Maria Schweizer	10	11	91%

* Executive board Director

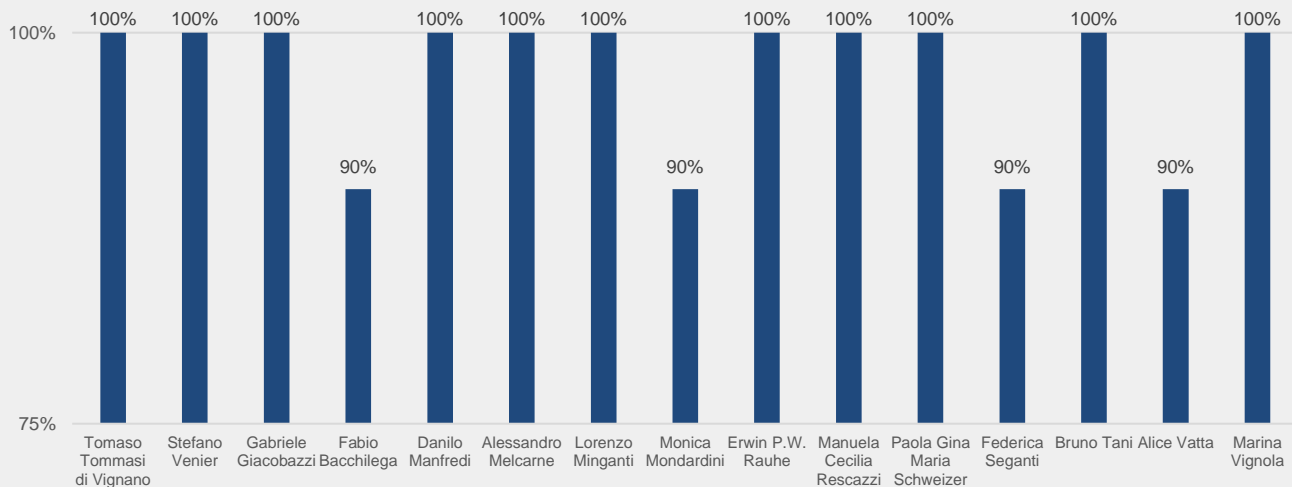


Annex: details by years since 2015



2021 Board members attendance vs minimum threshold required

2021 Board meeting: 10 meetings



Board meeting attendance

>97%

Avg. attendance

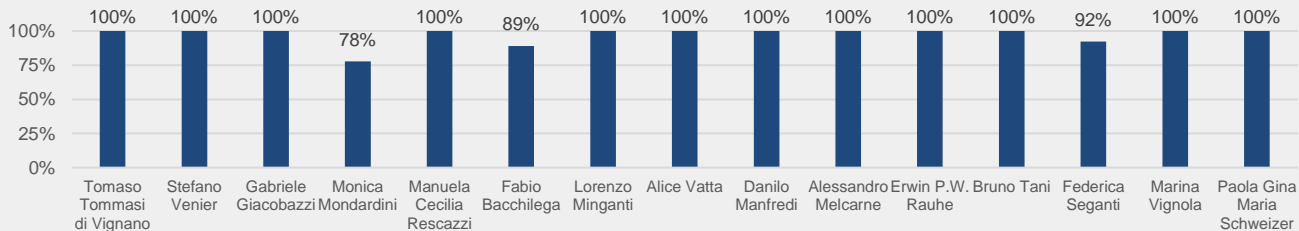
All Board members respected the minimum threshold required

Nominativo	Partecipazioni a consigli	Totale consigli	Attendance
Tomaso Tommasi di Vignano	10	10	100%*
Stefano Venier	10	10	100%*
Gabriele Giacobazzi	10	10	100%
Monica Mondardini	9	10	90%
Manuela Cecilia Rescazzi	10	10	100%
Fabio Battilega	9	10	90%
Lorenzo Minganti	10	10	100%
Alice Vatta	9	10	90%
Danilo Manfredi	10	10	100%
Alessandro Melcarne	10	10	100%
Erwin P.W. Rauhe	10	10	100%
Bruno Tani	10	10	100%
Federica Seganti	9	10	90%
Marina Vignola	10	10	100%
Paola Gina Maria Schweizer	10	10	100%

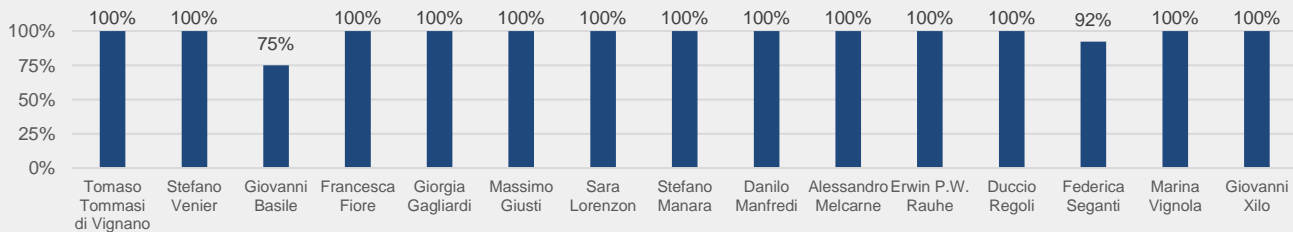
* Executive board Director

2020 Board members attendance vs minimum threshold required

2020 Board meeting: 9 with the new composition of the Board (elected in April 2020)



2020 Board meeting: 4 with the old composition of the Board (in force until April 2020)



Name	Total meetings	Attendance	Attendance %
Tomaso Tommasi di Vignano	13	13	100%*
Stefano Venier	13	13	100%*
Danilo Manfredi	13	13	100%
Erwin P.W. Rauhe	13	13	100%
Marina Vignola	13	13	100%
Federica Seganti	12	13	92%
Gabriele Giacobazzi/ Giovanni Basile	13	13	100%
Fabio Bacchilega/ Francesca Fiore	12	13	92%
Alessandro Melcarne/ Giorgia Gagliardi	12	13	92%
Lorenzo Minganti/ Massimo Giusti	13	13	100%
Monica Mondardini/ Sara Lorenzon	11	13	85%
Manuela Cecilia Rescazzi/ Stefano Manara	13	13	100%
Paola Gina Maria Schweizer/ Alessandro Melcarne	13	13	100%
Bruno Tani/ Duccio Regoli	13	13	100%
Alice Vatta/ Giovanni Xilo	13	13	100%
Total Average attendance	190	195	97%

* Executive board Director

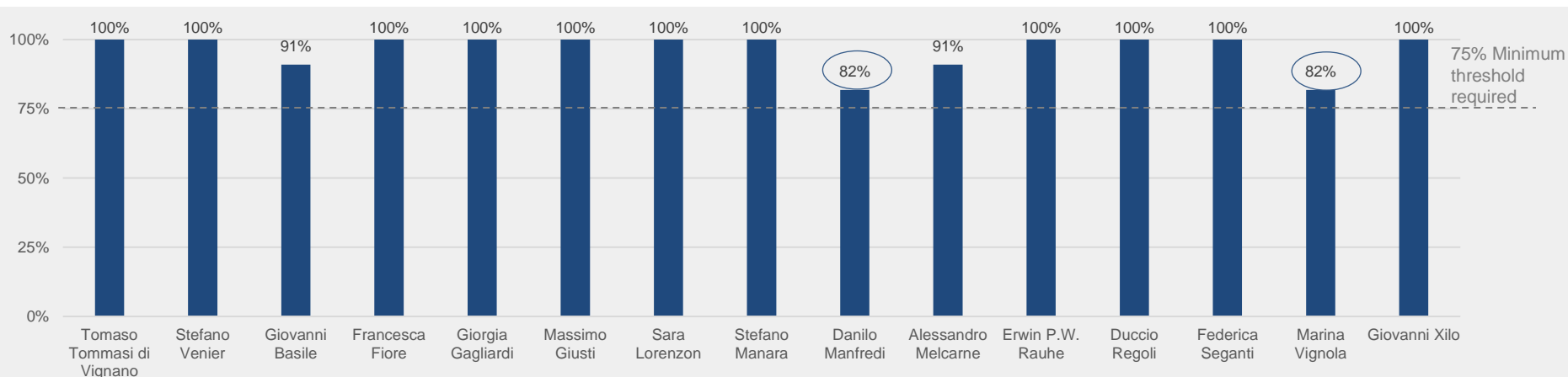
Board meeting attendance

>97%

Avg. attendance

All Board members respected the minimum threshold required

2019 Board members attendance vs minimum threshold required



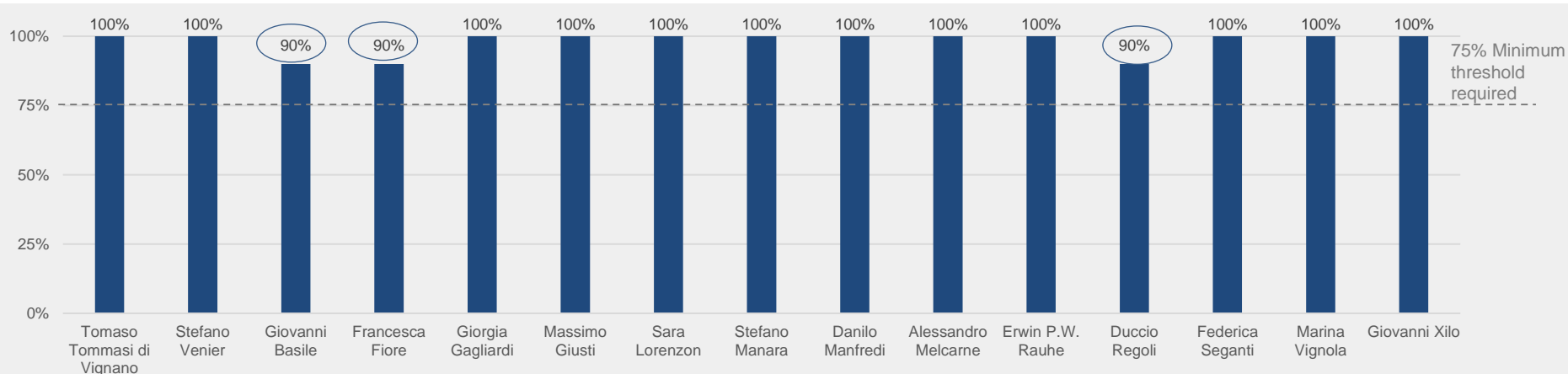
Board meeting attendance

96%

Avg. attendance

All Board members respected the minimum threshold required

2018 Board members attendance vs minimum threshold required



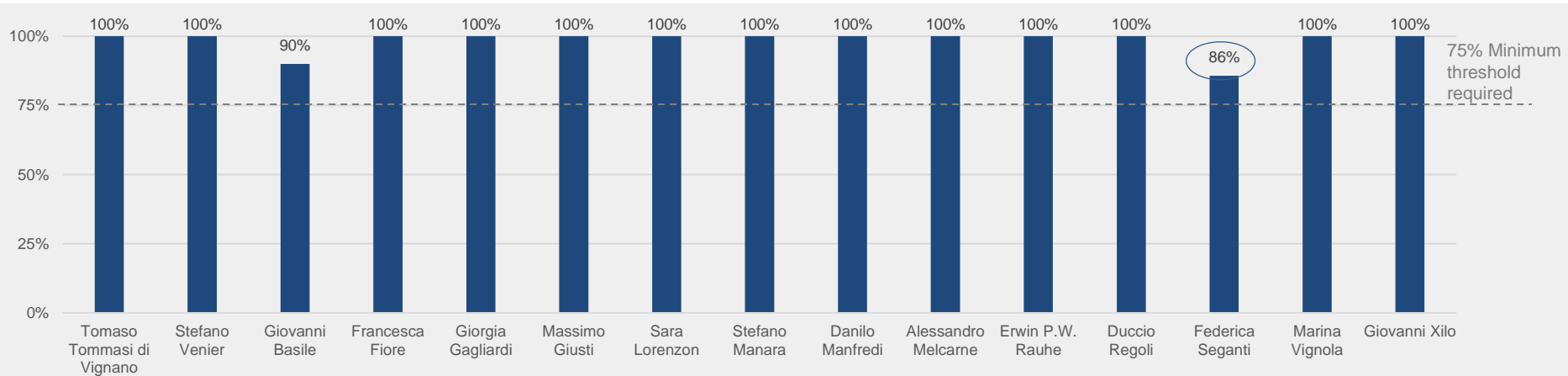
Board meeting attendance

98%

Avg. attendance

All Board members respected the minimum threshold required

2017 Board members attendance vs minimum threshold required



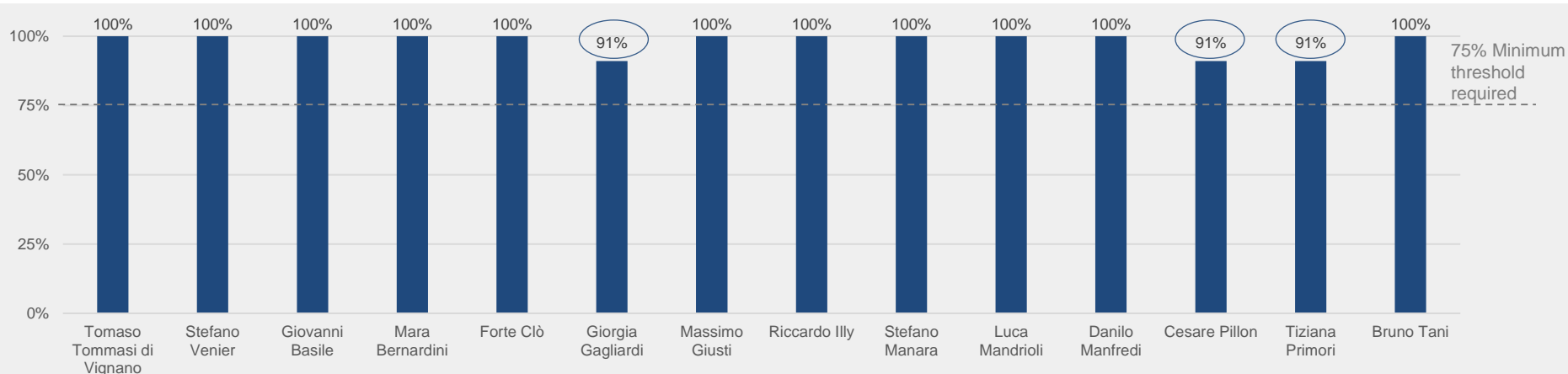
Board meeting attendance

98%

Avg. attendance

All Board members respected the minimum threshold required

2016 Board members attendance vs minimum threshold required



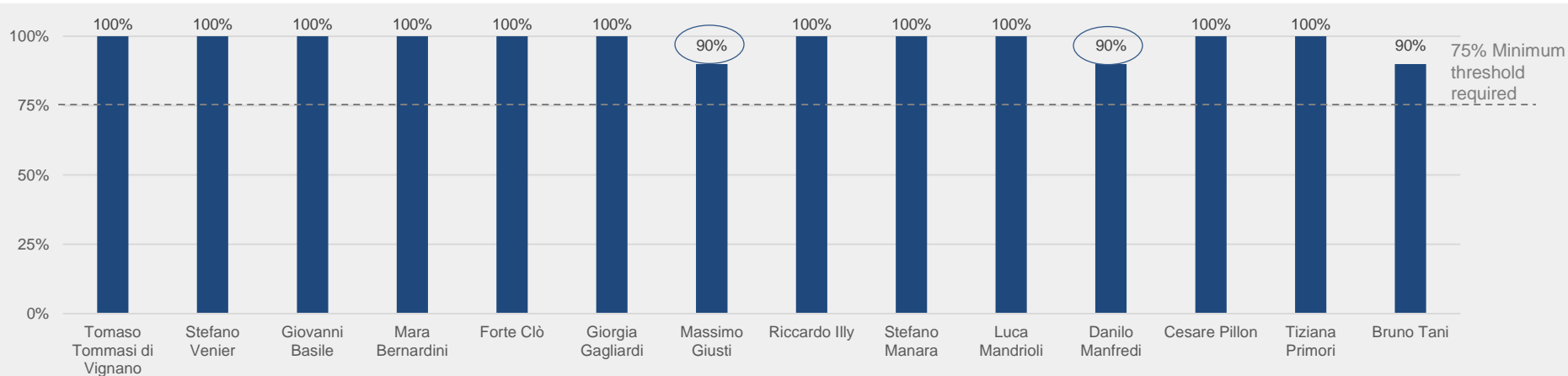
Board meeting attendance

98%

Avg. attendance

All Board members respected the minimum threshold required

2015 Board members attendance vs minimum threshold required



Board meeting attendance

98%

Avg. attendance

All Board members respected the minimum threshold required